
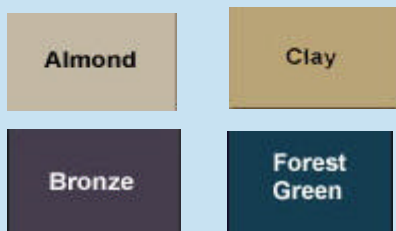


Eleven Colors to Choose from:


Standard colors



Select Color Palette



Designer Color Palette



Powder coated in our factory for a durable finish
Colors may vary from this chart

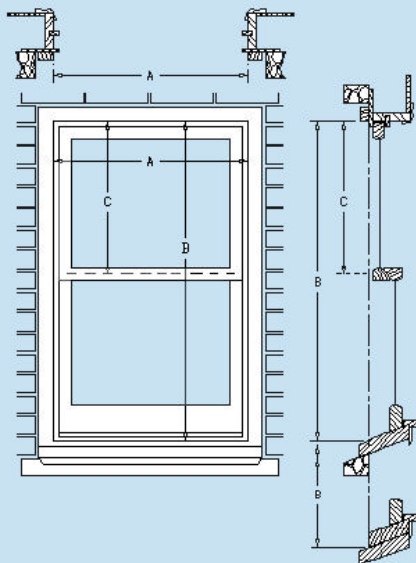
LIFETIME WARRANTY

Kaufmann Window & Door warrants to the original owner that these storm windows will be free of manufacturing defects for their lifetime. Glass breakage, screen damage and normal wear are excluded. The painted finish is warranted to be free of blisters and not to craze or peel for 20 years.

Kaufmann Window & Door
12891 Mt. Elliott • Detroit, MI 48212
www.kaufmannwindow.com

How to Measure for storm windows

Blindstop installation: Measure “A” width inside opening and “B” height inside to top of sill. Storm window mounts on top of blind stop. Allow for clearance on “tip-to-tip sizing of windows



“C” is from top to the centerline of the meeting rail. “C” is only measured when double hung is an oriel or cottage type. (unequal glass size.)

Standard Sill
Measure to the top of sill

Drop Sill
Measure past sill. Request tall sill expander.

Overlap installation: Measure “A” and “B” add 1/2” for overlap on each side. Storm window mounts on top of exterior window trim. Specify 3 track - 2 track operation if overlap is greater than 1” opening width.

All windows are made “tip to tip” (TTT). This means windows are made to the exact measurement provided this is from the tip of the installation flange to the tip of the installation flange (tip to tip)

Distributed by:

Kaufmann Viewmaster Storm Windows



*Premium
Triple Track & 2 Track
Combination
Storm with Screen
and
Outside Removable
Picture Window*

*Custom built,
quality window and door products
made in Detroit since 1937*

Kaufmann Window & Door

Viewmaster Two Track & Triple Track Premium Combination Storm and Screen

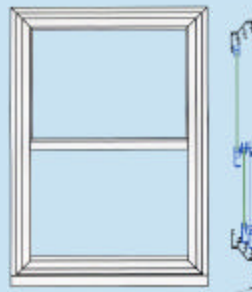
CA0450

- **Triple track** operation for interior screen storage.
- Reduced sight line at the meeting rail



Double Hung model 450DH

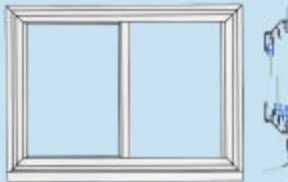
- Standard 1" sill expander for sloped wood frame 1 1/2" expander for drop sill.
- Cottage or oriel style allows for meeting rail alignment with prime window.



Model CA0450
Triple track storm window

Side Slider model 450SS

- End vent or Center vent configuration.
- Three track frame with two track operation moves the sash away from the prime window and makes removal and reinstallation of sash easier.



Model CA0450SS
Triple track side slider

FEATURES

- Triple track operation for interior screen storage.
- Zinc die cast sash retaining handles for strength and long life.
- Continuous meeting rail interlock eliminates sash rattle and minimizes air infiltration.
- Aluminum screen wire - standard
- Double strength glass - standard
- Frame tie bar at the meeting rail for stability - standard
- Adjustable sill expander - standard
- Large selection of models and configurations.

BENEFITS

- Energy cost savings for the Winter and the Summer.
- Protection for the prime window against the damaging effects of wind, rain and sunlight - Paint lasts 4 to 5 times longer
- Sash and screen that are easily removed from the inside for cleaning.
- Reduced outside noise

QUALITY CONSTRUCTION - LONG SERVICE LIFE

- Heavy duty powder coat paint finish.
- Fully weatherstripped frame - improves the insulation of existing windows
- Nominal .050" thick walls of 6063-T6 extruded aluminum for durability.

Minimum - Maximum Chart

Size Limitations	Minimum		Maximum		Maximum
	W	H	W	H	U.I.
Double Hung	12	18	52	84	132
Picture Window	12	12	60	60	120
2 lite slider	18	12	72	54	132
3 lite slider	27	12	96	54	155

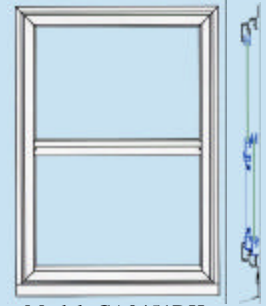
All Windows are made tip to tip (TTT) to exact size provided. Factory makes no deductions or allowances U.I. - United Inch - Frame width rounded up to next full inch plus frame height rounded up to next full inch.

CA0451

- Traditional **Two Track**, single hung operation.

Double Hung model 451DH

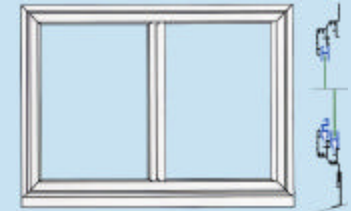
- Two track operation - screen is located below the upper sash in the outer track.
- Well suited for larger window applications.
- Cottage or oriel style allows for meeting rail alignment with prime window.



Model CA0451DH
Two Track Double Hung Storm Window

Side Slider model 451SS


- End vent or Center vent configuration.
- Three track frame with two track operation moves the sash away from the prime window and makes removal and reinstallation of sash easier.



Model CA0451SS
Two Track Side Sliding Storm Window

Outside removable Picture Window model 495

- One lite, two lite or multi-lite configuration.
- With or without screen panels (screen panels extra)



Model CA0495
Picture Window